

Independent Evaluation of the Relevance and Effectiveness of the Green Climate Fund's Investments in the SIDS (October 2020)

Data as of July 31st 2020

Overview of GCF portfolio in SIDS

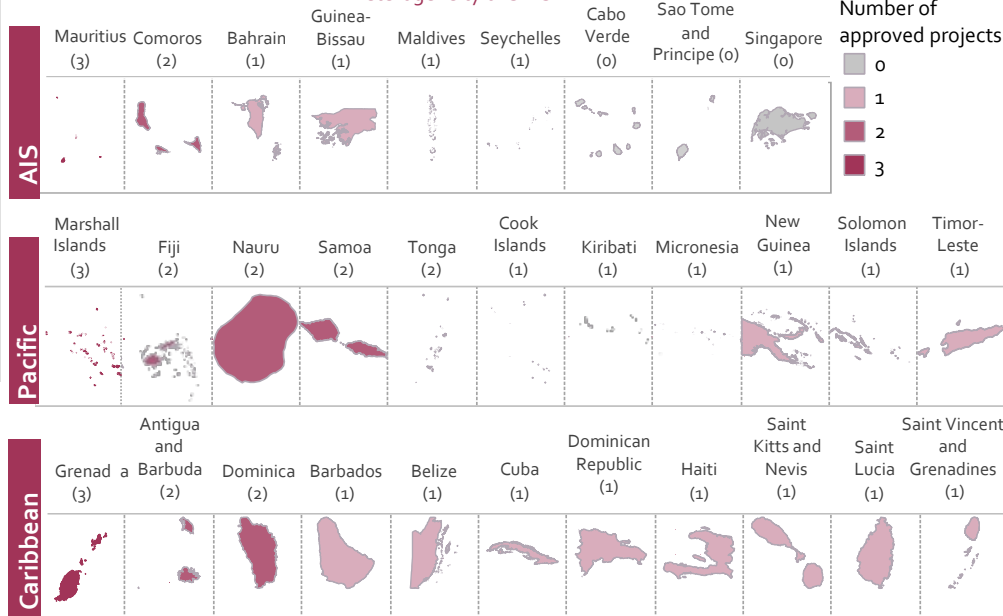
SIDS in GCF portfolio: Of 143 GCF projects, 29 (20%) include at least one SIDS. Of these 29 projects, 25 have only SIDS and 4 include both SIDS and non-SIDS. GCF-eligible SIDS: There are 40 GCF-eligible SIDS; 30 SIDS (75%) have a GCF project; of these 10 SIDS only have multi-country projects.

GCF investments: Of total of USD 6.2 billion, **USD 818 million** is approved to SIDS projects; USD 818 million (13%) include SIDS portion in multi-country projects.

Co-financing: Of USD 14.9 billion generated as co-financing, USD 1.2 billion (8%) is committed to SIDS.

Disbursement: Of total, 31% of GCF investments in SIDS have been disbursed.

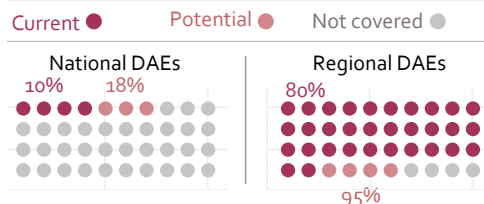
Heterogeneity of SIDS



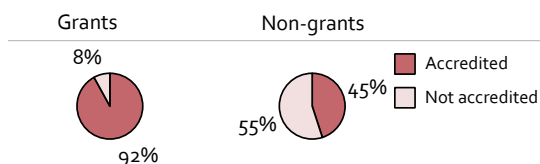
Matrix: countries particularly vulnerable to climate change

SIDS	African States	LDCs	Number of SIDS (total: 40)
●	●	●	28
●	●	●	3
●	●	●	3
●	●	●	6

Accreditation SIDS with access to direct access entities (DAEs)




Financial instruments accredited to DAEs with access to SIDS



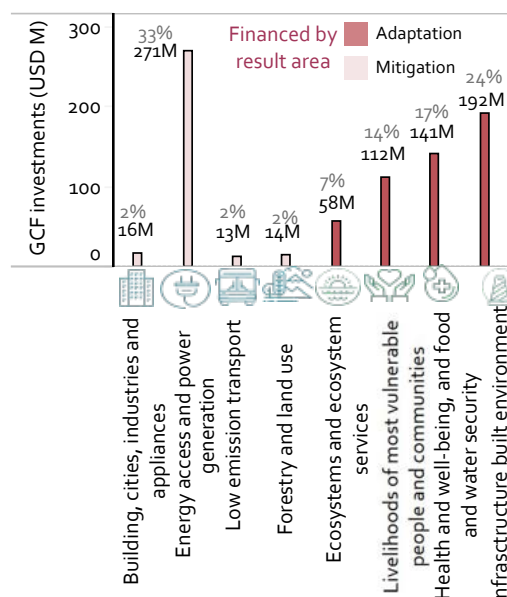
Note: Non-grant financial instruments include equity, loans and guarantees.

Project pipeline

Pipeline Approved Lapsed/withdrawn



Note: The size of SIDS in the maps is not proportional.



Simplified approval process (SAP)

Approved projects

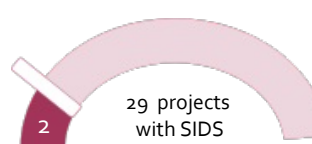
10% of 29

Projects in the pipeline

26% of 76

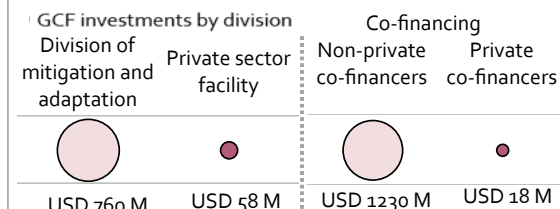
Request for proposals (RFP)

7% RFP projects



1 Enhancing direct access
1 Mobilising funds at scale

Private sector



Annual performance report (APR)

